


INTERCALL[®]

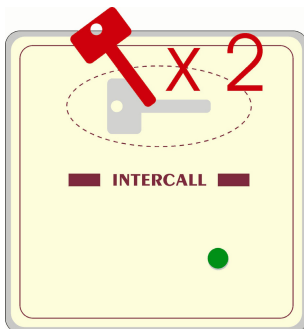
NURSECALL SYSTEMS

Using the L733 Door Monitoring Point



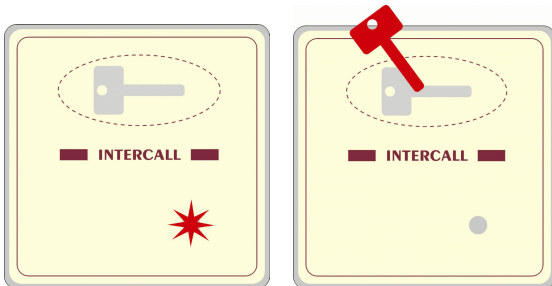
How to go out of the door.

- 1 Touch your token onto the token picture.
- 2 The green light will flash & the beeper will sound.
- 3 You have 20 seconds to open & close the door**.
- 4 When the door closes, the unit resets.
- 5 If the door is left open, the alarm will sound.




How to leave the door open.*

- 1 Touch your token onto the token picture.
- 2 The green light will flash & the beeper will sound.
- 3 Touch your token onto the token picture again.
- 4 The green light will be steady & the beeper stops.
- 5 You may now open and hold the door open.
- 6 When the door closes, the unit resets.



How to reset the alarm.

- 1 When the unit is alarming, the red light flashes.
- 2 Shut the door.
- 3 Touch your token onto the token picture.
- 4 The red light will stop flashing.
- 5 The system will stop alarming.



Getting in from outside the door.*

- 1 Press the access button or use your token.
- 2 You have 20 seconds to open & close the door**.
- 3 The unit inside will be beeping.
- 4 When you close the door, the unit will reset.

**This function may not be available on all doors depending upon your system configuration.*

***The unit will automatically reset after 20 seconds if the door is not opened.*